


Unravel the Secrets of Edexcel GCSE Geography with Our Comprehensive Revision Cards

A Revolutionary Approach to Geographical Success

Embark on an unforgettable journey through the captivating world of geography with Revise Edexcel Gcse Geography Revision Cards Edition Revise Edexcel Gcse. This meticulously-designed resource is your key to unlocking success in your Edexcel GCSE Geography exams.



Revise Edexcel GCSE (9-1) Geography B Revision Cards Kindle Edition (Revise Edexcel GCSE Geography 16) by Rob Bircher

★★★★☆ 4.6 out of 5

Language : English

File size : 101948 KB

Print length : 208 pages

Screen Reader : Supported









Our team of expert geographers has poured over the latest Edexcel GCSE Geography specification to create a set of revision cards that cover every aspect of the syllabus. Each card is meticulously crafted to provide you with a concise and engaging summary of essential concepts, key terms, and exam-style questions.

Uncover the Secrets of Physical Geography

Delve into the captivating realm of physical geography with our comprehensive revision cards. Explore the intricacies of plate tectonics, coastal landscapes, and river processes. Uncover the mysteries of the Earth's atmosphere and hydrosphere, and witness the mesmerizing interplay of physical and human factors that shape our planet.

Geography GCSE 9-1 Edexcel B Investigating Geographical Issues

How to revise Geography

1. Get organised
Make sure you know what topics you are being tested on in which paper.
Use your topic checklists to organise your thoughts and revision material.

2. Make sure you understand
The first step in remembering anything is understanding it. These tips will help you with this:
• Make sure you've seen a map of the place - in this day and age this is easy with google maps, google earth and google streetview. All of these things can help you understand both the 2-D and 3-D landscape of the case study.
• Find newspaper articles and pictures to give you some background and also help you to visualise the place.
• Watch videos if they exist. For some case studies there are amazing clips of films (Kibera, the Nairobi shanty town at the beginning of The Constant Gardener springs to mind). For others there will be great video clips on YouTube to help you.
• If you can, visit the place. Nothing is as powerful as this in fully understanding a place.

3. Revision cards
Condense your notes and information onto revision cards.
Use different coloured cards to represent each topic or a different case study.

4. Mind maps
Organise your case studies or topic notes onto mind maps. Aim for one topic per A3 page.

5. Use Google Classroom
Use our Google Classroom to receive lesson PowerPoints and useful revision notes for more information.
Our classroom code is:

6. Revision books
Purchase a revision book. Specifically the 'Revise Edexcel GCSE (9-1) Geography B Revision Guide' published by Pearson around £6. ISBN 9781292133762

7. Memorise!
Now you've condensed your class notes you need to memorise them. Good memorisation, in my experience comes down to two things:
• Repetition
• Using the information in different formats.
I'd advise you to do a combination of the following:
• Read index cards out loud, cover and test yourself.
• Get other people to test you.
• Act it out.
• Make up songs or rhymes.
• Whatever else works for you...

8. Exam command words
Understand the command words used in exams. What is the difference between a 'describe' and 'explain' question?

9. Past papers
Make sure you're exam ready by practising to apply your knowledge to past questions.

10. Analysing mark schemes
Analysing the mark schemes to understand what the examiners are expecting you to do.

Navigate the Complexities of Human Geography

Journey beyond the physical realm and immerse yourself in the captivating world of human geography. Examine the interrelationship between population distribution and economic development. Unravel the intricate tapestry of urban landscapes and delve into the challenges of globalization and sustainability. Our revision cards will equip you with a thorough understanding of the human dimension of our planet.




Gain a comprehensive understanding of human geography with our insightful revision cards.

Unveiling the Mysteries of Environmental Geography


Explore the critical juncture where physical and human geography converge in our environmental geography revision cards. Grasp the complexities of climate change, biodiversity loss, and natural hazards. Analyze the intricate relationship between human activities and the delicate balance of our ecosystems. Our cards will empower you to tackle the environmental challenges facing our planet head-on.

Geography GCSE 9-1 Edexcel B Investigating Geographical Issues

How to revise Geography




1. Get organised
Make sure you know what topics you are being tested on in which paper.
Use your topic checklists to organise your thoughts and revision material.




2. Make sure you understand
The first step in remembering anything is understanding it. These tips will help you with this:
• Make sure you've seen a map of the place - in this day and age this is easy with google maps, google earth and google streetview. All of these things can help you understand both the 2-D and 3-D landscape of the case study.
• Find newspaper articles and pictures to give you some background and also help you to visualise the place.
• Watch videos if they exist. For some case studies there are amazing clips of films (Kibera, the Nairobi shanty town at the beginning of The Constant Gardener springs to mind). For others there will be great video clips on YouTube to help you.
• If you can, visit the place. Nothing is as powerful as this in fully understanding a place.


3. Revision cards
Condense your notes and information onto revision cards.
Use different coloured cards to represent each topic or a different case study.



4. Mind maps
Organise your case studies or topic notes onto mind maps. Aim for one topic per A3 page.




5. Use Google Classroom
Use our Google Classroom to receive lesson PowerPoints and useful revision notes for more information.
Our classroom code is:



Google Classroom™

6. Revision books
Purchase a revision book. Specifically the 'Revise Edexcel GCSE (9-1) Geography B Revision Guide' published by Pearson around £6. ISBN 9781292133762



7. Memorise!
Now you've condensed your class notes you need to memorise them. Good memorisation, in my experience comes down to two things:
• Repetition
• Using the information in different formats.
I'd advise you to do a combination of the following:
• Read index cards out loud, cover and test yourself.
• Get other people to test you.
• Act it out.
• Make up songs or rhymes.
• Whatever else works for you...

8. Exam command words
Understand the command words used in exams. What is the difference between a 'describe' and 'explain' question?

9. Past papers
Make sure you're exam ready by practising to apply your knowledge to past questions.

10. Analysing mark schemes
Analysing the mark schemes to understand what the examiners are expecting you to do.

Your Passport to Exam Success

Our Edexcel GCSE Geography Revision Cards are not merely a study guide; they are your passport to exam success. Each card is designed to reinforce your understanding, enhance your memory, and build your confidence. By regularly reviewing the cards, you will solidify your

knowledge, identify areas for improvement, and develop an exam-winning mindset.

5 TOP TIPS FOR EFFECTIVE EXAM REVISION

AS RECOMMENDED BY PREVIOUS UNIVERSITY STUDENTS!

- 1. START EARLY**
Don't leave it to last minute! Start revising a couple of weeks before your exams to give your brain time to absorb.
- 2. PLAN YOUR TIME**
Failing to prepare is preparing to fail, so plan wisely. Make a schedule to document what you will revise and when!
- 3. AVOID YOUR PHONE**
Revision is tough, but looking at social media every ten minutes won't help you learn! Put your phone away so you can focus.
- 4. PRACTISE!**
Athletes don't win gold without rigorous training, and neither will you! Actively practising (e.g. doing mock exams) can help re-inforce knowledge.
- 5. TAKE BREAKS**
Your body needs rest in order to get stronger, and so does your brain! Be sure to take regular breaks during revision - your mind will thank you.

Good luck!
SIMPLY
EDUCATION

Achieve exam success with our targeted revision cards.


Join the Ranks of Geography Mavericks

With Revise Edexcel Gcse Geography Revision Cards Edition Revise Edexcel Gcse, you become part of an elite group of geography enthusiasts who are determined to excel. Our revision cards are the secret weapon you need to conquer the complexities of Edexcel GCSE Geography and emerge from your exams with flying colors. Don't let this opportunity pass you by – Free Download your set of revision cards today and embark on the path to geographical mastery!

Free Download Your Revision Cards Now

Don't wait any longer to unlock your full geography potential. Free Download your Revise Edexcel Gcse Geography Revision Cards Edition Revise Edexcel Gcse today and experience the transformative power of targeted revision. Your journey to geographical excellence begins now!

Free Download Now



Revise Edexcel GCSE (9-1) Geography B Revision Cards Kindle Edition (Revise Edexcel GCSE Geography

16) by Rob Bircher

★★★★☆ 4.6 out of 5


Language : English

File size : 101948 KB

Print length : 208 pages

Screen Reader : Supported





Mathematician's Odyssey to Uncover the Origins of Numbers

In his captivating new book, *Mathematician's Odyssey*, acclaimed author and mathematician Dr. Alex Bellos embarks on an extraordinary journey to unravel...



Unlock the Power of Profiting Without Property: Your Guide to Building Passive Income and Financial Freedom

Are you ready to embark on a journey towards financial independence and unlock the potential for passive income streams? This comprehensive guide will equip...