

Unveiling the Principles and Elements of Visual Design

Visual design serves as the cornerstone of every visually appealing and impactful design creation. By leveraging a deep understanding of the principles and elements of visual design, you unlock a world of possibilities to transform your design projects into masterful expressions of creativity and communication.



An Unconventional Guide to Jewelry Making: All About the Principles and Elements by Carmela LaVigna Coyle

★★★★☆ 4.6 out of 5

Language : English
File size : 1389 KB
Text-to-Speech : Enabled
Screen Reader : Supported
Enhanced typesetting : Enabled
Print length : 23 pages



The Principles of Visual Design

1. Balance

Balance refers to the distribution of visual weight within a design. It creates a sense of stability and harmony. Symmetrical balance mirrors elements on either side of a central axis, while asymmetrical balance uses elements of varying sizes and weights to create a more dynamic effect.



2. Contrast


Contrast refers to the difference between elements in terms of size, color, shape, or texture. It helps to draw attention to specific elements and create visual interest. Contrast can be used to guide the viewer's eye and highlight important information.



Contrast creates visual interest and emphasis.

3. Emphasis

Emphasis refers to the technique of drawing attention to a particular element or area of a design. It can be achieved through various means, such as size, color, placement, or contrast. Emphasis guides the viewer's eye and communicates the most important elements of the design.



4. Movement

Movement refers to the illusion of motion or flow within a design. It can be created through lines, shapes, or color gradients. Movement can help to guide the viewer's eye through the design and create a sense of dynamism.



Movement creates a sense of dynamism and flow.

5. Pattern

Pattern refers to the repetition of elements in a design. It can create a sense of unity and rhythm. Patterns can be created with shapes, colors, or textures. They can add visual interest and help to organize the design.



6. Rhythm

Rhythm refers to the flow of elements within a design. It can be created through repetition, alternation, or progression. Rhythm helps to create visual unity and movement. It can also be used to guide the viewer's eye through the design.




Rhythm creates a sense of visual unity and movement.

7. Unity

Unity refers to the sense of cohesion and harmony within a design. It is achieved when all the elements of a design work together to create a

visually pleasing and cohesive whole. Unity can be created through the use of consistent colors, shapes, or themes.

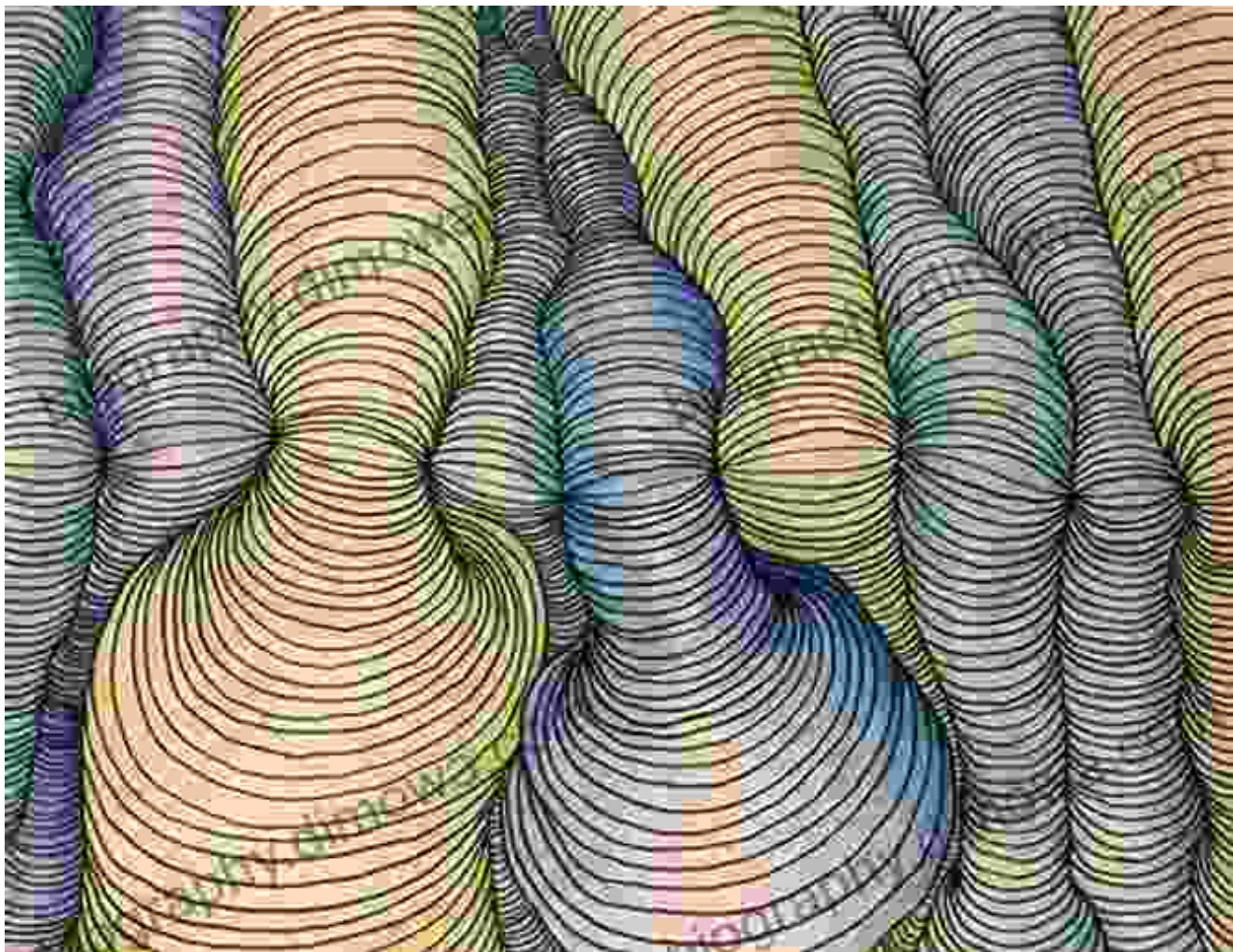


The Elements of Visual Design

1. Line

Lines are a fundamental element of visual design. They can be used to create shapes, define edges, or add movement to a design. Lines can also

be used to represent emotions or ideas.



Lines create shapes, define edges, and add movement.


2. Shape

Shapes are two-dimensional areas that are defined by lines, curves, or angles. Shapes can be used to create objects, represent ideas, or add visual interest to a design.



3. Color

Color is a powerful element of visual design. It can be used to create mood, set a tone, or draw attention to particular elements of a design. Color can also be used to represent emotions or ideas.



Color creates mood, sets a tone, and draws attention.

4. Texture

Texture refers to the surface quality of an object. It can be used to create a sense of depth, interest, or realism in a design. Texture can be added through the use of photography, patterns, or other techniques.



5. Space

Space refers to the areas between and around elements in a design. It can be used to create a sense of balance, depth, or visual



An Unconventional Guide to Jewelry Making: All About the Principles and Elements by Carmela LaVigna Coyle

★★★★☆ 4.6 out of 5

Language : English

File size : 1389 KB

Text-to-Speech : Enabled

Screen Reader : Supported


Enhanced typesetting : Enabled

Print length : 23 pages

FREE

DOWNLOAD E-BOOK





Mathematician's Odyssey to Uncover the Origins of Numbers

In his captivating new book, *Mathematician's Odyssey*, acclaimed author and mathematician Dr. Alex Bellos embarks on an extraordinary journey to unravel...



Unlock the Power of Profiting Without Property: Your Guide to Building Passive Income and Financial Freedom

Are you ready to embark on a journey towards financial independence and unlock the potential for passive income streams? This comprehensive guide will equip...